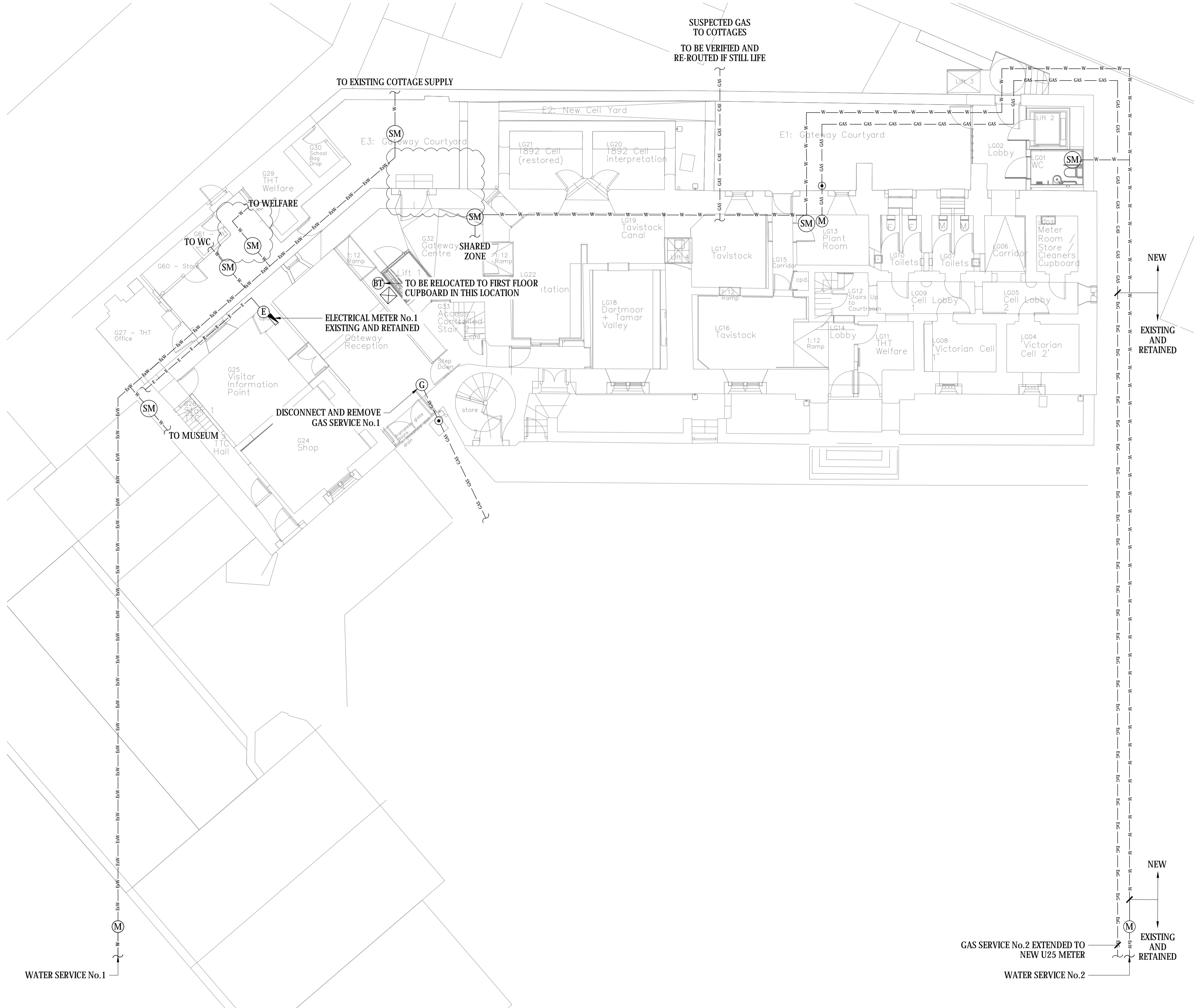


SAFETY, HEALTH AND ENVIRONMENTAL INFORMATION	
FOR DETAILS OF SITE-WIDE AND GENERAL RISKS, TO BE READ IN CONJUNCTION WITH THESE NOTES, SEE THE CONTRACT DOCUMENTS AND, WHERE WORKS ARE NOTIFIABLE, THE PRE-CONSTRUCTION INFORMATION PACK ISSUED BY THE CDM CO-ORDINATOR	
IN ADDITION TO THE RISKS NORMALLY ASSOCIATED WITH THE TYPES OF WORK DETAILED ON THIS DRAWING, NOTE THE FOLLOWING RISKS AND INFORMATION:	
DISMANTLING / DEMOLITION (Future)	
DI.	
DIi.	
DIiii.	
DIv.	
IT IS ASSUMED THAT ALL WORKS WILL BE CARRIED OUT BY A COMPETENT CONTRACTOR WORKING, WHERE APPROPRIATE, TO AN APPROVED METHOD STATEMENT	

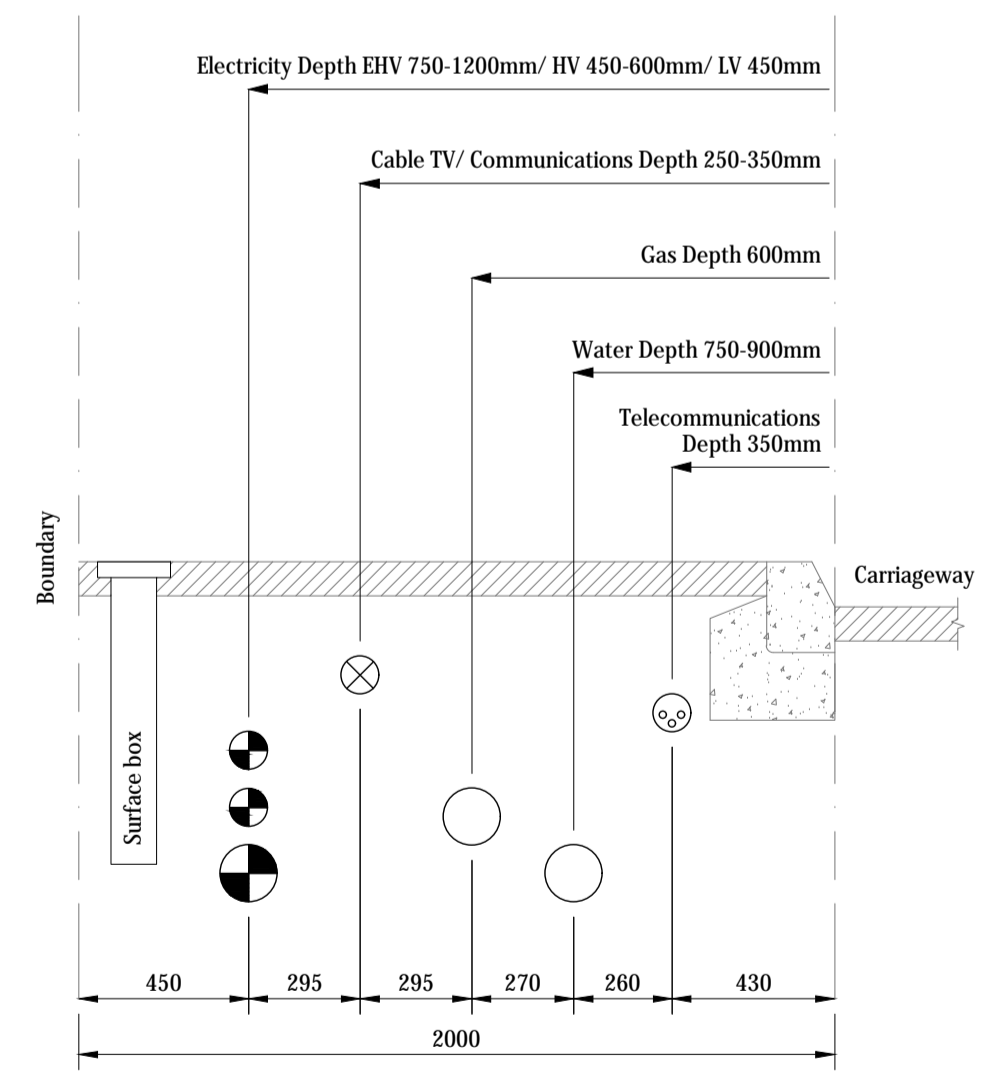
INCOMING SERVICES

WATER No.1	ABANDONED Ø63MDPE PIPEWORK AND SUBMETERS
WATER No.2	RECONFIGURE EXISTING WITH NEW Ø50 MDPE PIPEWORK AND SUBMETERS
GAS 1	DISCONNECT AND REMOVE EXISTING WALES AND WEST UTILITIES SERVICE
GAS 2	UPGRADE AND RELOCATE EXISTING WALES AND WEST UTILITIES SERVICE TO 250kW C/W U25 METER
BT	RELOCATE EXISTING BT SERVICE

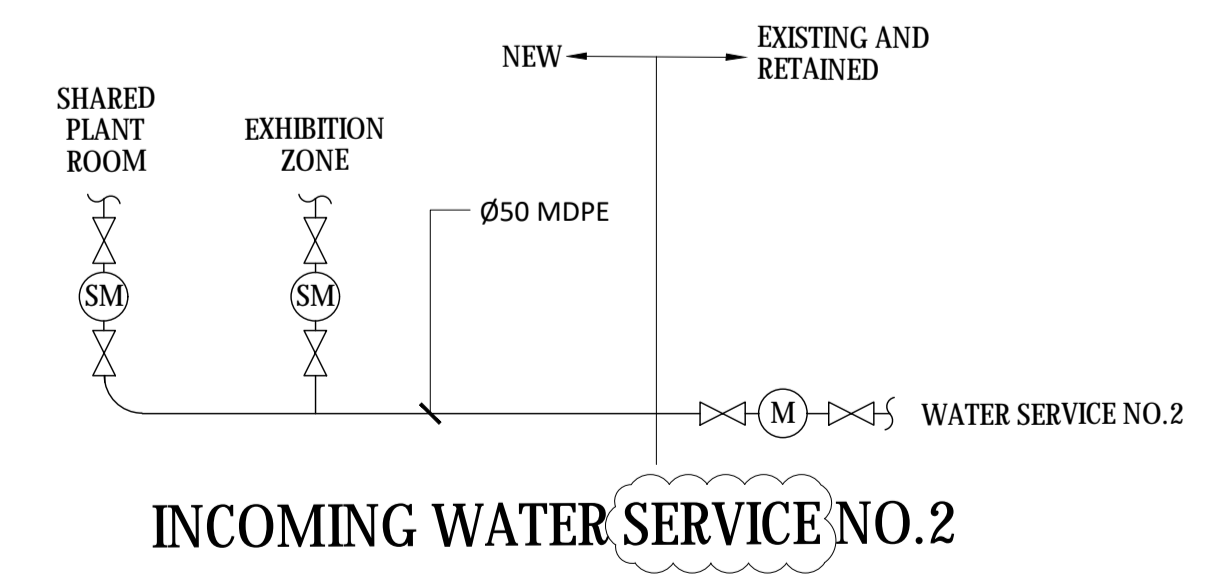


- Legend:**
- W — INCOMING WATER SUPPLY
 - ExW — EXISTING WATER SUPPLY
 - GAS — INCOMING GAS SUPPLY
 - ExG — EXISTING GAS SUPPLY
 - E — INCOMING ELECTRICITY SUPPLY
 - PIPEWORK RISE/DROP
 - ⊙ WATER METER
 - ⊙ SM SUB METER
 - ⊙ E ELECTRICITY METER

- Note:**
- DO NOT SCALE THIS DRAWING. ALL DIMENSIONS IN MILLIMETRES UNLESS OTHERWISE STATED.
 - THIS DRAWING IS TO BE READ IN CONJUNCTION WITH ALL RELEVANT ARCHITECT'S STRUCTURAL ENGINEERS AND M&E DRAWINGS AND THE M&E SPECIFICATION, SAMPLES SHEET AND ROOM DATA SHEETS.
 - ALL ITEMS OF EQUIPMENT SHALL BE INSTALLED AS TO THE MANUFACTURER'S RECOMMENDATIONS.
 - ALL INFORMATION AND LAYOUTS DETAILED ON THIS DRAWING ARE SUBJECT TO SITE DIMENSION CHECKS.



INCOMING SERVICES TRENCH ARRANGEMENT DETAIL
SCALE AT 1:20



INCOMING WATER SERVICE NO.2

T02	05.04.19	ARG	TXK	NIS	PIPEWORK ROUTES & LEGEND AMENDED
T01	07.03.19	EXL	TXK	NIS	TENDER ISSUE

Rev	Date	By	Chk	Aprvd	Description
-----	------	----	-----	-------	-------------

PROJECT
Tavistock Guildhall

CLIENT
Tavistock Guildhall



www.methodllp.com Swindon Tel: 01793 822044

DRAWING TITLE
Selected Proposed Incoming Service Layout Site Plan

SUITABILITY
D2 - FOR TENDER

DATE	SCALE	DRWN BY	CHK BY	APVD BY
26.01.17	1:100 - A1	BJP	NJS	NJS

DRAWING NUMBER	REVISION NO.
716LGH-MET-00-00-DR-ME-P30-0001	D2 - T02

Scaling Note: Do NOT scale from this drawing.

THIS DRAWING IS NOT TO BE USED FOR CONSTRUCTION. THIS DRAWING SHOWS DESIGN INTENT ONLY. THE CONTRACTOR SHALL COMPLETE THE DESIGN BASED ON THE INFORMATION PROVIDED ON THIS DRAWING, THE M&E SPECIFICATION, THE ROOM DATA SHEETS AND THE OTHER DOCUMENTS COMPILING THE EMPLOYER'S REQUIREMENTS