








- Legend:**
-  WATER OUTLET
  -  THERMOSTATIC MIXING VALVE
  -  PIPEWORK RISE/DROP
  -  SUB METER
  -  WATER LEAK DETECTION PANEL
  -  HIGH LEVEL CONCEALED
  -  LOW LEVEL CONCEALED

- Notes:**
1. DO NOT SCALE THIS DRAWING. ALL DIMENSIONS IN MILLIMETRES UNLESS OTHERWISE STATED.
  2. THIS DRAWING IS TO BE READ IN CONJUNCTION WITH ALL RELEVANT ARCHITECT'S STRUCTURAL ENGINEERS AND M&E DRAWINGS AND THE M&E SPECIFICATION, SAMPLES SHEET AND ROOM DATA SHEETS.
  3. ALL ITEMS OF EQUIPMENT SHALL BE INSTALLED AS TO THE MANUFACTURER'S RECOMMENDATIONS.
  4. ALL INFORMATION AND LAYOUTS DETAILED ON THIS DRAWING ARE SUBJECT TO SITE DIMENSION CHECKS.
  5. ALL FINAL CONNECTIONS SHALL BE Ø15 UNLESS STATED OTHERWISE.
  6. COLD WATER TAPS ON THE RIGHT HAND SIDE, HOT WATER TAPS ON THE LEFT HAND SIDE.
  7. CARTRIDGE VALVE TYPE FLOW RESTRICTIONS SHALL BE INSTALLED ON ALL OUTLETS AS FOLLOWS (AS MEASURED AT 3bar WATER PRESSURE):  
 WHB - 3ltrs/min.  
 SINKS - 5ltrs/min.  
 SHOWERS - 8ltrs/min.

SAFETY, HEALTH AND ENVIRONMENTAL INFORMATION
FOR DETAILS OF SITE-WIDE AND GENERAL RISKS, TO BE READ IN CONJUNCTION WITH THESE NOTES, SEE THE CONTRACT DOCUMENTS AND, WHERE WORKS ARE NOTIFIABLE, THE PRE-CONSTRUCTION INFORMATION PACK ISSUED BY THE CDM CO-ORDINATOR
IN ADDITION TO THE RISKS NORMALLY ASSOCIATED WITH THE TYPES OF WORK DETAILED ON THIS DRAWING, NOTE THE FOLLOWING RISKS AND INFORMATION:
DISMANTLING / DEMOLITION (Future) Dt. Dtl. Dll. Div.
IT IS ASSUMED THAT ALL WORKS WILL BE CARRIED OUT BY A COMPETENT CONTRACTOR WORKING, WHERE APPROPRIATE, TO AN APPROVED METHOD STATEMENT

THIS DRAWING IS NOT TO BE USED FOR CONSTRUCTION. THIS DRAWING SHOWS DESIGN INTENT ONLY. THE CONTRACTOR SHALL COMPLETE THE DESIGN BASED ON THE INFORMATION PROVIDED ON THIS DRAWING, THE M&E SPECIFICATION, THE ROOM DATA SHEETS AND THE OTHER DOCUMENTS COMPILING THE EMPLOYER'S REQUIREMENTS

T01	07.03.19	EIL	TXK	NIS	TENDER ISSUE
Rev	Date	By	Chk	Aprvd	Description

PROJECT  
**Tavistock Guildhall**

CLIENT  
**Tavistock Guildhall**



www.methodllp.com Swindon Tel: 01793 822044

DRAWING TITLE  
**Proposed Hot & Cold Water Services  
 Second Floor**

SUITABILITY  
**D2 - FOR TENDER**

DATE	SCALE	DRWN BY	CHK BY	APVD BY
16.10.18	1:50 - A1	OJR	NJS	NJS
DRAWING NUMBER				REVISION NO.
<b>716LGH-MET-00-02-DR-E-Ss_55-0001</b>				<b>D2 - T01</b>

Scaling Note: Do NOT scale from this drawing.