

NOTES

1. ALL DIMENSIONS ARE TO BE CHECKED ON SITE BEFORE THE COMMENCEMENT OF WORKS. ANY DISCREPANCIES ARE TO BE REPORTED TO THE ARCHITECT & ENGINEER FOR VERIFICATION. FIGURED DIMENSIONS ONLY ARE TO BE TAKEN FROM THIS DRAWING.
2. THIS DRAWING IS TO BE READ IN CONJUNCTION WITH ALL RELEVANT ENGINEERS' AND SERVICE ENGINEERS' DRAWINGS AND SPECIFICATIONS. THIS DRAWING IS COPYRIGHT.
3. ALL WORK TO COMPLY WITH THE RELEVANT BRITISH STANDARDS, CODES OF PRACTICE AND BUILDING REGULATIONS.

REVISIONS

P04	NOTES UPDATED				
N.FIRTH	25/04/19	J.COATES	25/04/19	J.COATES	25/04/19
P03	NOTES UPDATED, TRIPLE ROOF LIGHT DETAIL ADDED				
N.FIRTH	28/03/19	A.FITZHUGH	28/03/19	J.COATES	28/03/19
P02	DRAFT - STAGE 4 ISSUE				
X.SCHUMANN	08/02/19	J.COATES	08/02/19	J.COATES	08/02/19
P01	FIRST ISSUE				
G.COX	17/05/17	J.COATES	17/05/17	J.COATES	17/05/17
REV	REVISION NOTES/COMMENTS				
DRAWN BY	DATE	CHECKED BY	DATE	APPROVED BY	DATE

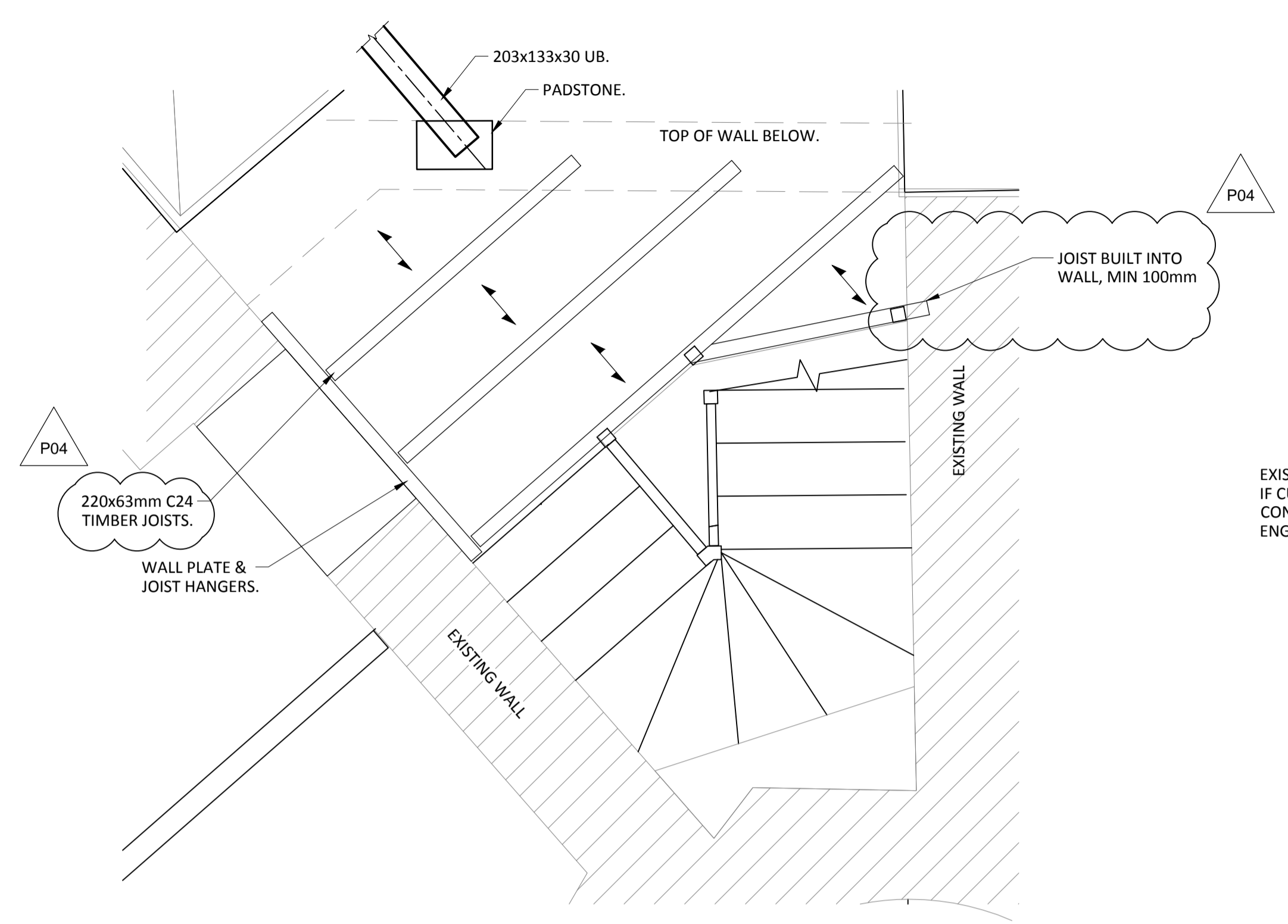
Hydrock Lobb Shippon
 Plympton
 Plymouth
 PL7 5BP
 t: +44 (0) 1752 347515
 e: plymouth@hydrock.com

CLIENT
 TAVISTOCK GUILDHALL

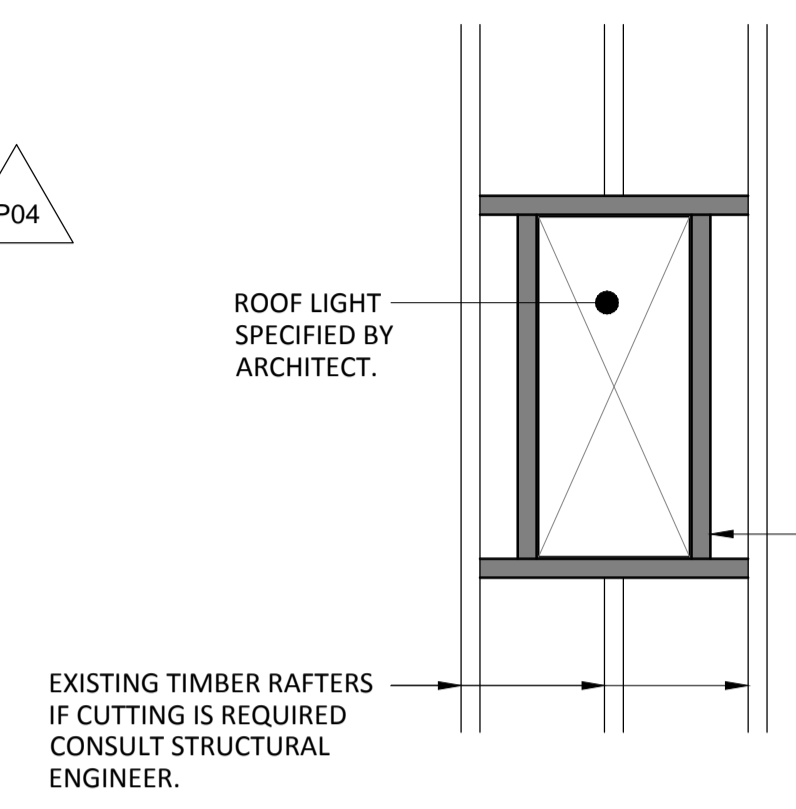
PROJECT
 TAVISTOCK GUILDHALL

TITLE
 TYPICAL DETAILS
 SHEET 2

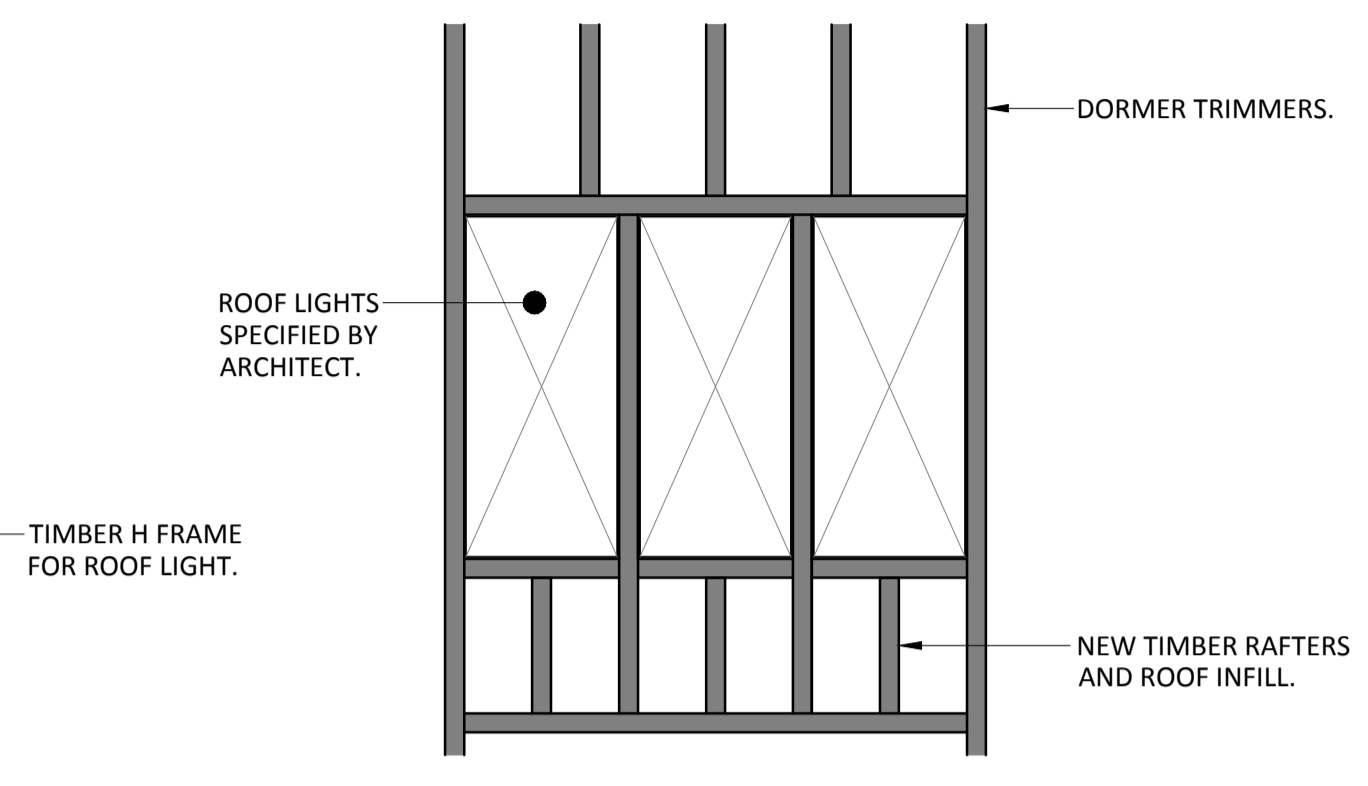
HYDROCK PROJECT NO. C-03482	SCALE @ A1 As indicated
STATUS DESCRIPTION SUITABLE FOR TENDER	STATUS D2
DRAWING NO. (PROJECT CODE-ORIGINATOR-ZONE-LEVEL-TYPE-ROLE-NUMBER) TGH-HYD-XX-ZZ-DR-S-1301	REVISION P04



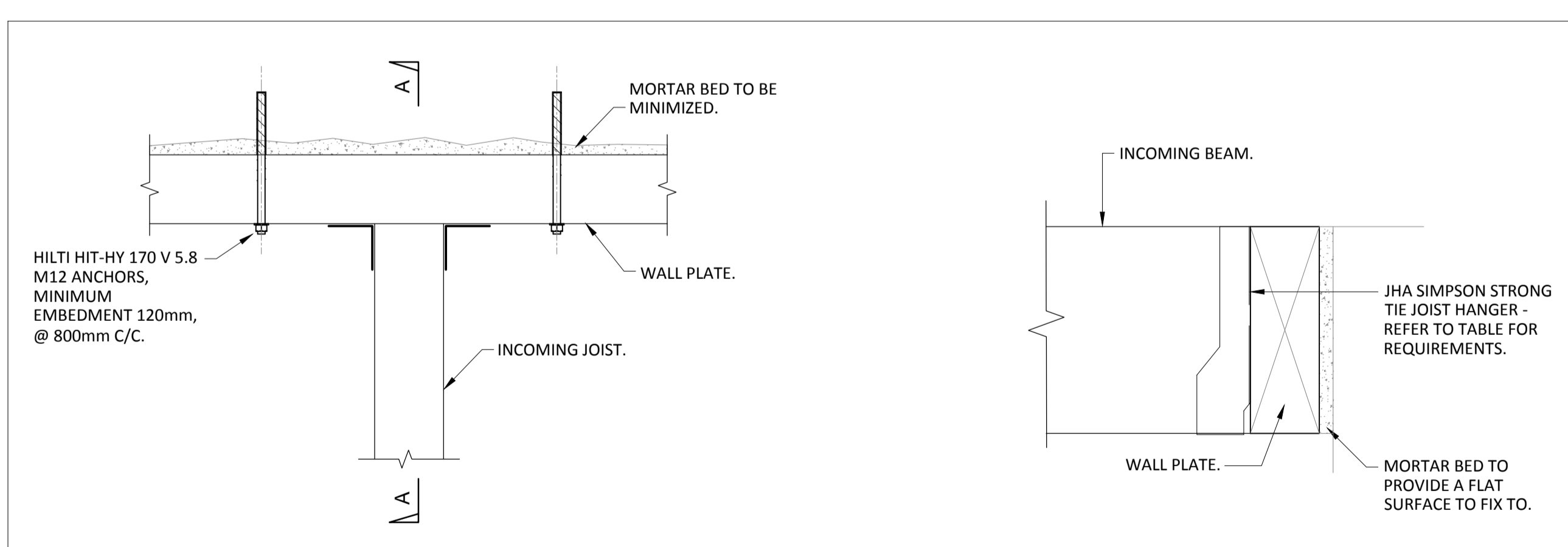
PROPOSED NEW LANDING SECOND FLOOR LAYOUT
 SCALE 1:20



SINGLE ROOF LIGHT DETAIL
 SCALE 1:20



TRIPLE ROOF LIGHT DETAIL
 SCALE 1:20



WALL PLATE DETAIL
 SCALE 1:5

SECTION A-A
 SCALE 1:5

JOIST HANGER REQUIREMENTS			
INCOMING JOIST	HANGER	WALL PLATE	FIXINGS
100x50	JHA 270 / 50	100x50	16 NAILS, 8 FACE, 4 TOP, 4 JOIST
150x50	JHA 270 / 50	150x50	16 NAILS, 8 FACE, 4 TOP, 4 JOIST
200x50	JHA 270 / 50	200x50	16 NAILS, 8 FACE, 4 TOP, 4 JOIST
2x100x50	JHA 270 / 100	100x50	16 NAILS, 8 FACE, 4 TOP, 4 JOIST
220x65	JHA 270 / 63	220x50	20 NAILS FACE 4 JOIST

P04