

THIS DRAWING MUST BE READ IN CONJUNCTION WITH OTHER ARCHITECT'S, CONSULTANT'S, SUB-CONTRACTOR'S AND SPECIALIST DRAWINGS.

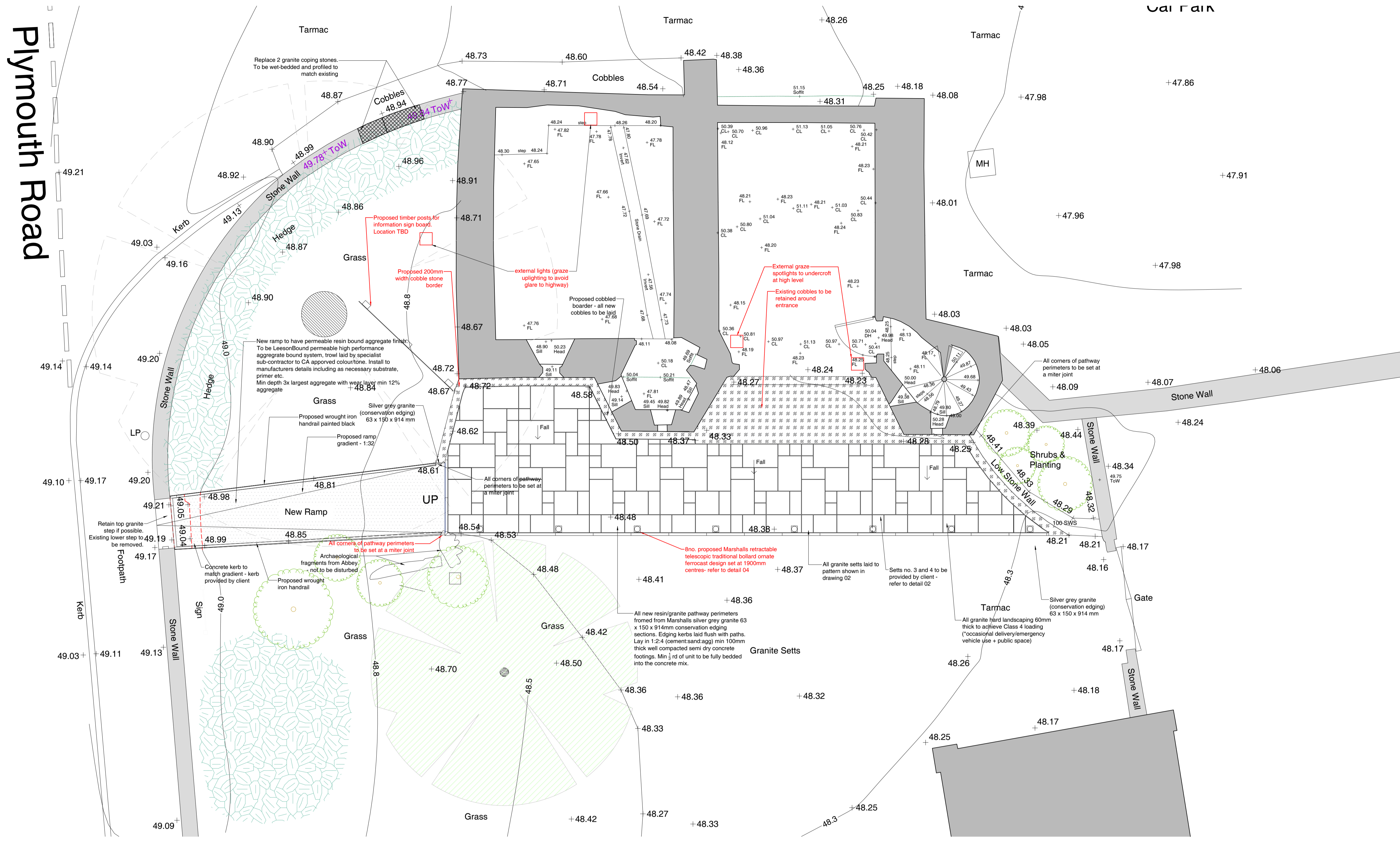
ALL DIMENSIONS ARE IN MILLIMETRES UNLESS STATED OTHERWISE.

ALL DIMENSIONS ARE TO BE VERIFIED ON SITE AND CONFIRMED, BY THE CONTRACTOR, BEFORE COMMENCEMENT OF CONSTRUCTION.

IF THIS DRAWING EXCEEDS THE QUANTITIES TAKEN, IN ANY WAY, THE ARCHITECTS ARE TO BE INFORMED BEFORE THE WORK IS PUT IN HAND.

Rev	Date	Revision	By	Chk
A	30/03/26	Lighting added, railing updated	AB	SG
B	07/04/26	Revision following site visit	ST	SG
C	22/04/26	Bollards and cobble boarder added. See red for revisions.	SG	SG

Notes  
Text



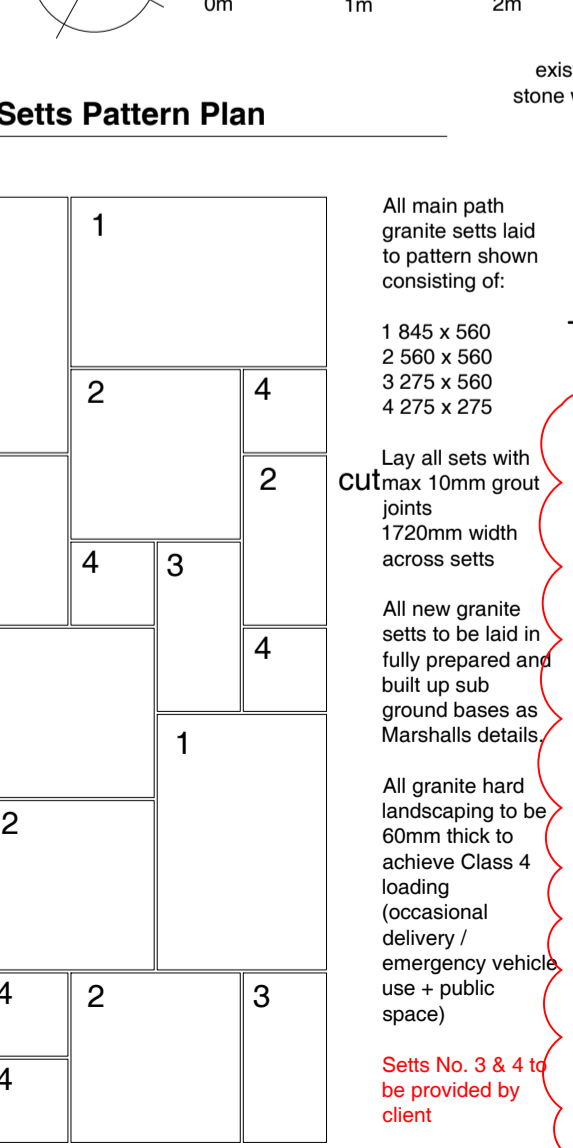
**01 Betsy Grimal Phase 2 - Site Layout**  
Scale 1:50

Preliminaries

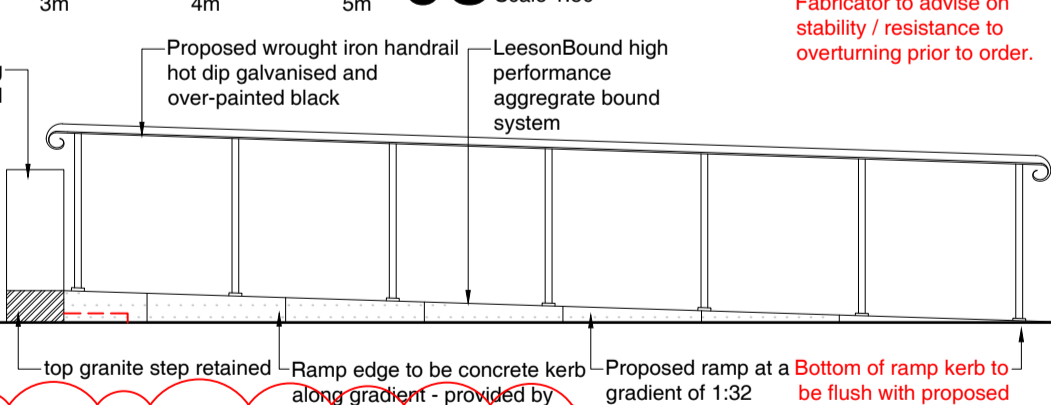
NOTE: ANY DISCREPANCIES BETWEEN DRAWINGS AND SPECIFICATION, THE MARSHALLS SPECIFICATION WILL BE USED OVER THE DRAWING AND THE CA IS TO BE INFORMED IMMEDIATELY

- All setting out to be checked on site. Check all dimensions, levels, angles and the fit of all parts on site and confirm as correct before proceeding. Any discrepancies to be reported to Architect/client prior to start of construction.
- The dimensions are structural unless otherwise stated.
- The Contractor is to maintain the integrity of the building at all times during the works.
- All existing drainage routes in vicinity of new works to be thoroughly checked and any disorder reported to the Client for further action.
- All materials and workmanship to comply to all relevant building regulations, British Standards, codes of practice, health and safety requirements. Clients will be responsible to make sure they comply with all statutory requirements.
- The Contractor is to comply with the current 2015 Construction Design and Management (Health and Safety) Legislation and provisions made for safe working procedures throughout the building works.
- All new construction is to be built in accordance with the Accredited Construction Details and the Robust Construction details for dwellings. TSO 2001.
- All contractors, sub-contractors and suppliers are to visit the site to ascertain the nature and extent of the works prior to quoting, fabricating or commencing work.

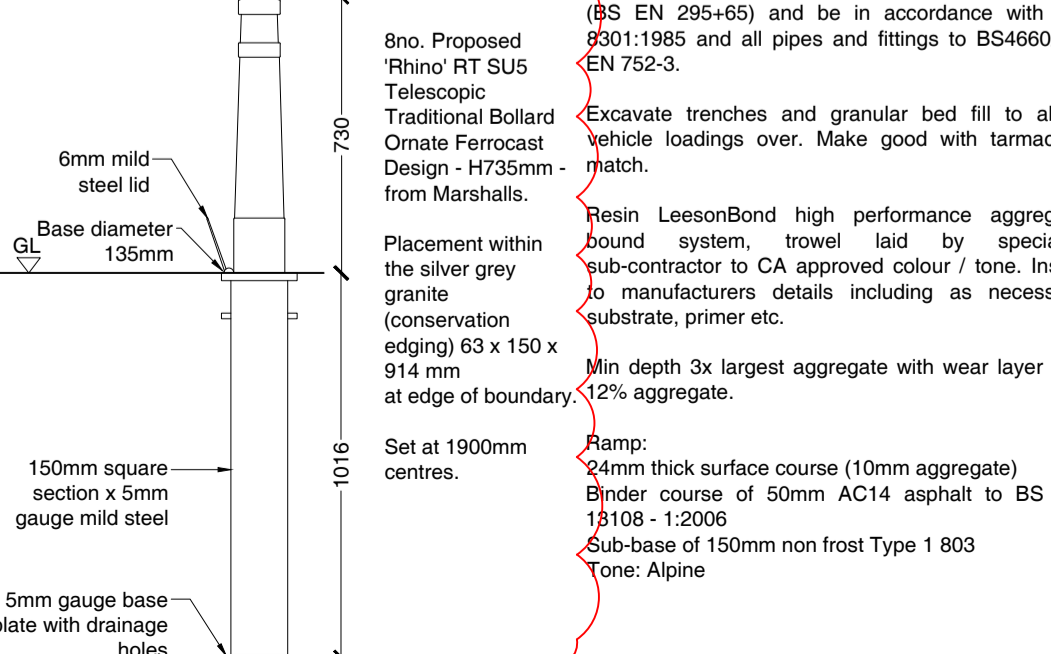
**02 Granite Setts Pattern Plan**  
Not to scale



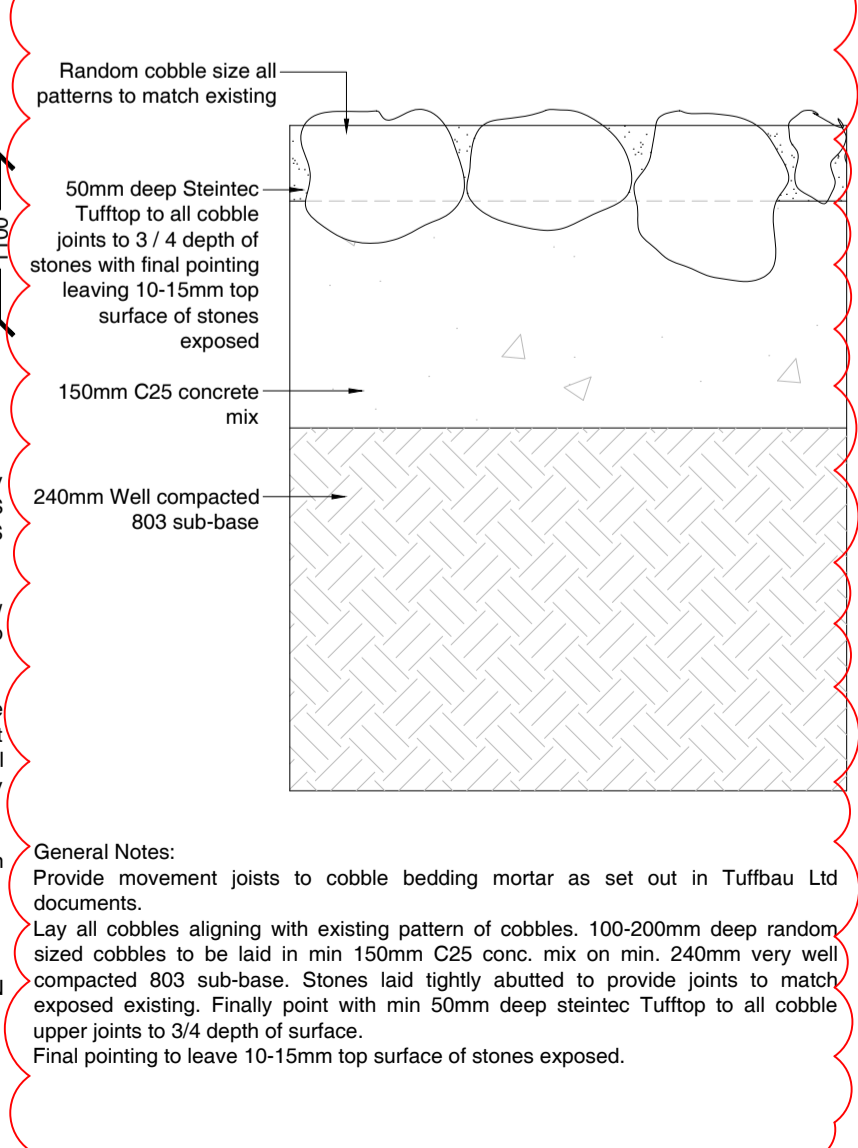
**03 Ramp Handrail Elevation (Both Sides)**  
Scale 1:50




**04 Removable Bollard**  
Scale 1:20



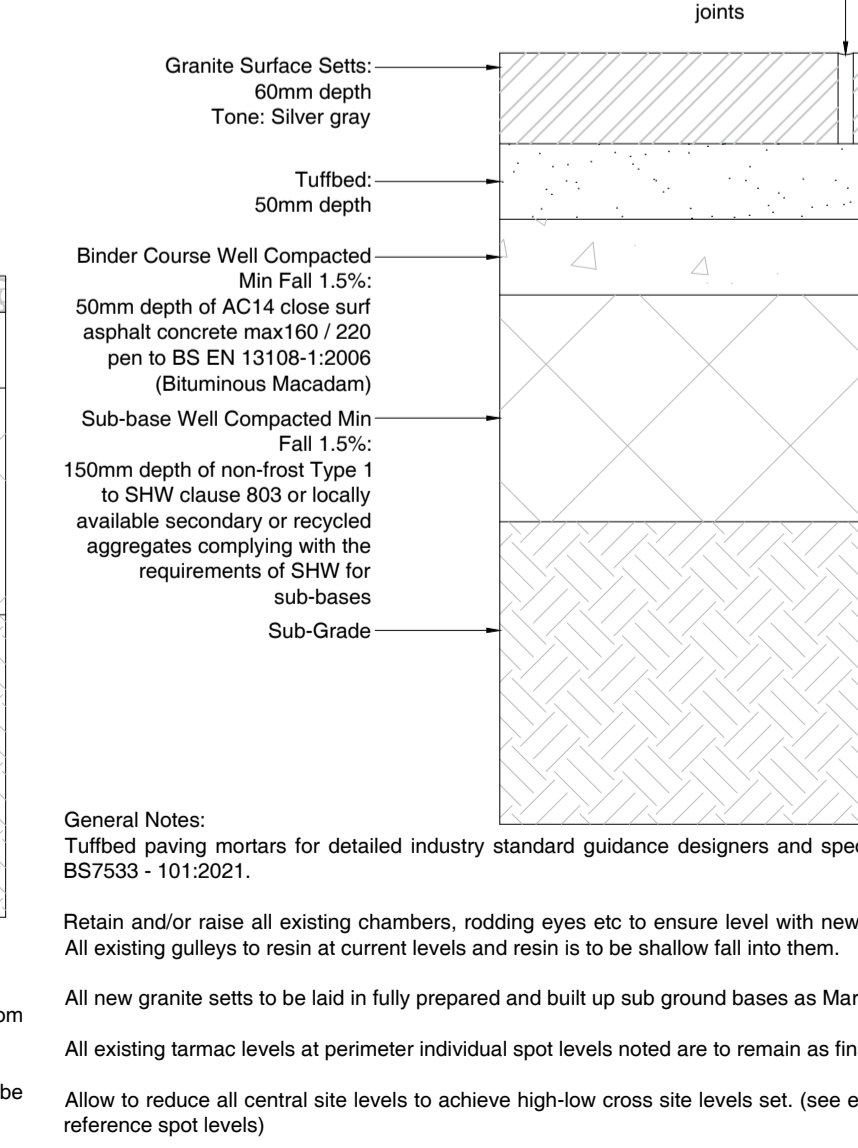
**05 Cobble Boarder Build Up**  
Scale 1:5



**06 Resin-bound Aggregate Build Up**  
Scale 1:5



**07 Granite Sett Surface Build Up**  
Scale 1:5



**Le Page Architects**

Le Page Architects Limited  
Plumer House  
Tailyour Road  
Crownhill  
Plymouth  
PL6 5DH  
Tel: +44 (0)1752 849 880

Email: enquiries@lepagearchitects.com  
Web: http://www.lepagearchitects.com

Client  
Tavistock Town Council

Project Name  
Betsy Grimal and Still House  
Repair Work

Drawing  
Betsy Grimal - Public Realm  
Improvement Works  
Scale 1:50, 1:20, 1:5 @ A1

Drawn by  
SG  
Checked by  
AB  
Project No.  
J26.014 AB05

Date  
25/03/26  
Date  
25/03/26  
Drawing No  
Revision  
C